

Students Satisfaction Survey 2020-2021

498
Responses

07:36
Average time to complete

Active
Status

1. Gender

Male	378
Female	120
Transgender	0



2. Which branch you are currently studying in?

Civil Engineering	143
Computer Engineering	180
Electronics and Telecommunic...	73
Mechanical Engineering	102



3. Which class you were studying in Academic Year 2019-20?

First Year	145
Second Year	110
Third Year	136
Final Year	107



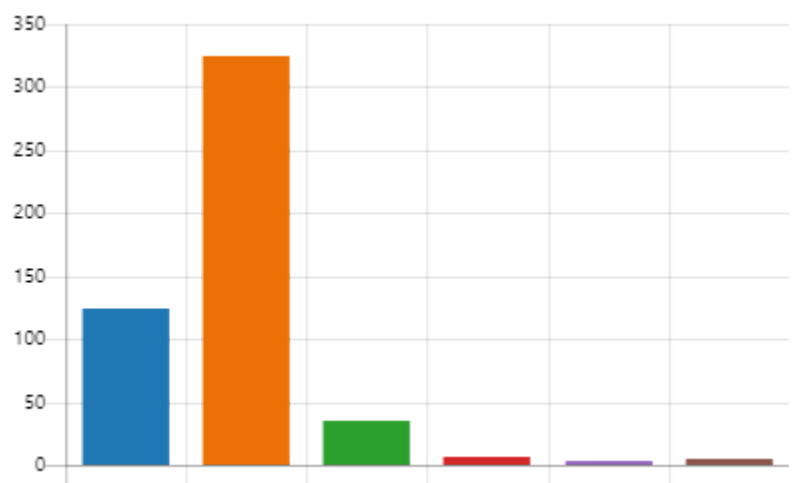
4. How much of the syllabus was covered through online lectures?

● 85 to 100%	202
● 70 to 84%	193
● Option 3	28
● 30 to 54%	56
● Below 30%	19



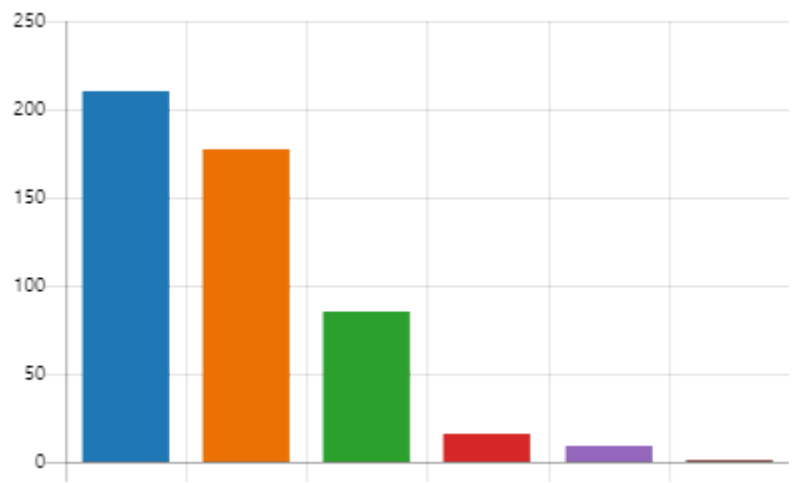
5. How well did the teachers prepare for the classes?

● Thoroughly	124
● Satisfactorily	325
● Poorly	35
● Indifferently	7
● Won't teach at all	3
● Other	4



6. How well were the teachers able to communicate?

● Always effective	210
● Sometimes effective	177
● Just satisfactorily	85
● Generally ineffective	16
● Very poor communication	9
● Other	1



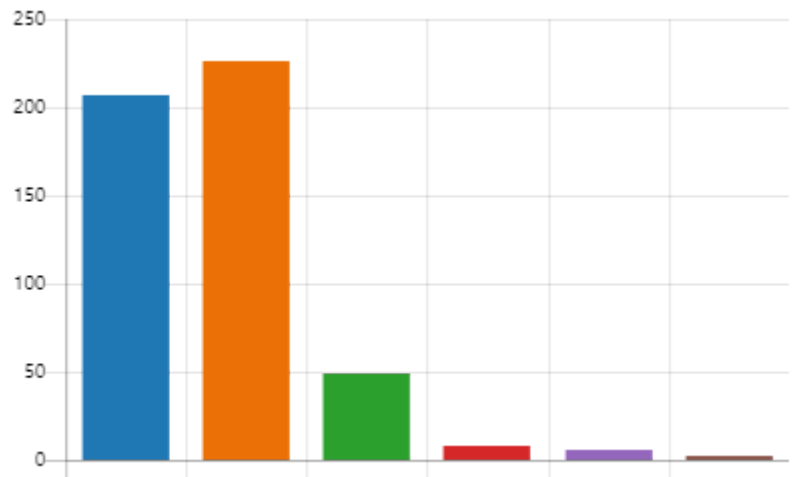
7. The teacher's approach to teaching can best be described as

● Excellent	126
● Very good	185
● Good	141
● Fair	35
● Poor	11



8. Fairness of the internal evaluation process by the teachers.

● Always fair	207
● Usually fair	226
● Sometimes unfair	49
● Usually unfair	8
● Unfair	6
● Other	2



9. Was your performance in assignments discussed with you?

● Every time	194
● Usually	167
● Occasionally/Sometimes	85
● Rarely	29
● Never	23



10. The institute takes active interest in promoting internship, student exchange, field visit opportunities for students.

● Regularly	275
● Often	130
● Sometimes	58
● Rarely	26
● Never	9



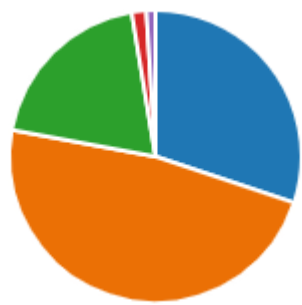
11. The teaching and mentoring process in your institution facilitates you in cognitive, social and emotional growth.

● Significantly	132
● Very well	228
● Moderately	99
● Marginally	23
● Not at all	16



12. The institution provides multiple opportunities to learn and grow.

● Strongly agree	150
● Agree	238
● Neutral	97
● Disagree	8
● Strongly disagree	5



13. Teachers inform you about your expected competencies, course outcomes and programme outcomes

● Every time	198
● Usually	216
● Occasionally/Sometimes	58
● Rarely	21
● Never	5



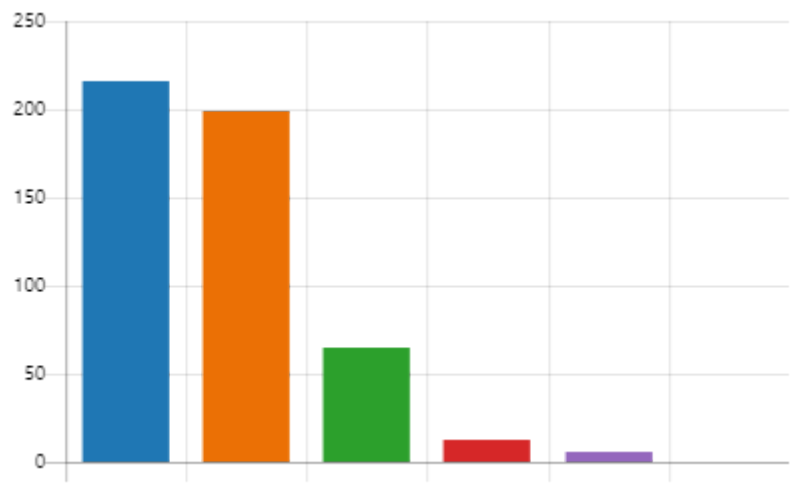
14. Your mentor does a necessary follow-up with an assigned task to you.

● Every time	190
● Usually	214
● Occasionally/Sometimes	69
● Rarely	18
● I don't have a mentor	7



15. The teachers illustrate the concepts through examples and applications.

● Every time	216
● Usually	199
● Occasionally/Sometimes	65
● Rarely	12
● Never	6
● Other	0



16. The teachers identify your strengths and encourage you with providing right level of challenges.

● Fully	175
● Reasonably	187
● Partially	82
● Slightly	31
● Unable to do so	23



17. Teachers are able to identify your weaknesses and help you to overcome them.

● Every time	162
● Usually	167
● Occasionally/Sometimes	93
● Rarely	48
● Never	28



18. The institution makes effort to engage students in the monitoring, review and continuous quality improvement of the teaching learning process.

● Strongly agree	143
● Agree	221
● Neutral	103
● Disagree	20
● Strongly disagree	11



19. The institute/ teachers use student centric methods, such as experiential learning, participative learning and problem solving methodologies for enhancing learning experiences.

● To a great extent	162
● Moderate	227
● Some what	77
● Very little	25
● Not at all	7



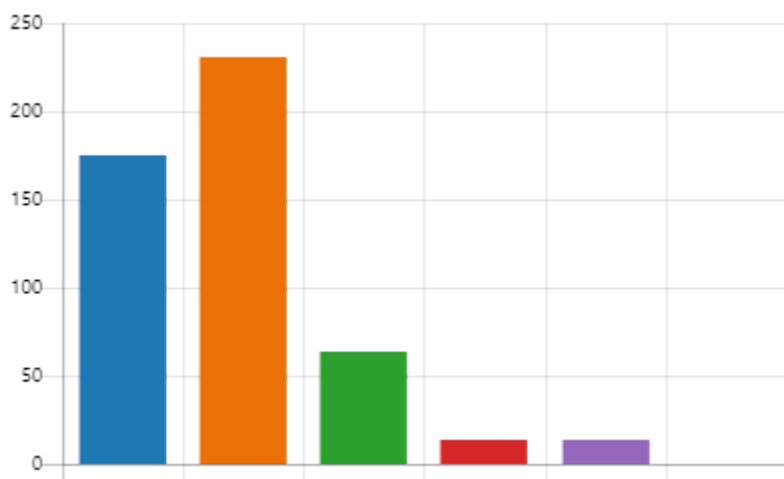
20. Teachers encourage you to participate in extracurricular activities

● Strongly agree	180
● Agree	208
● Neutral	85
● Disagree	14
● Strongly disagree	11



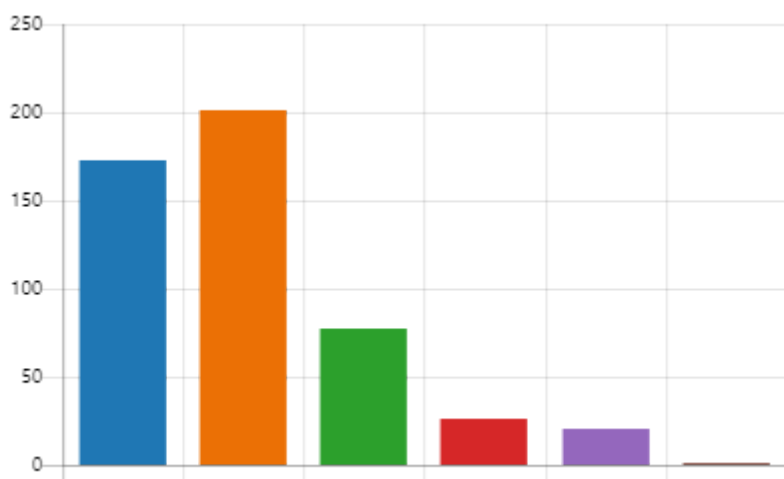
21. Efforts are made by the institute/ teachers to inculcate soft skills, life skills and employability skills to make you ready for the world of work.

● To a great extent	175
● Moderate	231
● Some what	64
● Very little	14
● Not at all	14
● Other	0



22. What percentage of teachers use ICT tools such as LCD projector, Multimedia (PPT, Video), etc. while teaching.

● Above 90%	173
● 70 – 89%	201
● 50 – 69%	77
● 30 – 49%	26
● Below 30%	20
● Other	1



23. The overall quality of teaching-learning process in your institute is very good.

Strongly agree	142
Agree	239
Neutral	94
Disagree	14
Strongly disagree	9



24. The lectures and practical's conducted through Microsoft Team helped you to understand the concepts very well.

Strongly agree	126
Agree	233
Neutral	111
Disagree	18
Strongly disagree	10



25. Whether the e-resources uploaded on Edhitch portal (Learning Management System) are sufficient and have good quality content?

Yes	420
No	67
Other	11



26. Whether the MCQ-based tests conducted through Edhitch portal (Learning Management System) has helped you to understand the subjects very well?

Yes	450
No	43
Other	5



27. Whether faculty members tell you the attainment of your course outcome?

● Yes 333
● No 165



28. If answer to above question is yes then write name of faculty members who discuss your course outcome. Write Nil in case of answer in no.

497
Responses

Latest Responses
"Prof. Nagwase"
"NiL"
"Yes"

182 respondents (37%) answered Nil for this question.

Mane sir Dhanke mam kadam sir Nil Nilesh sir
Ingole Sir Swati mam Sangram patil Nagwase sir
mam Nil Atre sir Neeraj g Sir
Jyoti mam patil sir Prof faculty members
Gangurde sir Wani ma'am Mokashi sir
Ajinkya sir

29. Give three observation / suggestions to improve the overall teaching – learning experience in your institution.

494
Responses

Latest Responses

"Various practical videos needs to be shared among the student."

"increase mathematical problem solves"

"Yes"

80 respondents (16%) answered Nil for this question.



30. How do you rate the overall teaching learning process of Bharati Vidyapeeth's College of Engineering, Lavale, Pune.

498
Responses



3.88 Average Rating