




Bharati Vidyapeeth's College of Engineering, Lavale, Pune

Quantity Surveying - Contracts and Tenders - Theory (2023-24) [Uday Shankar Patil]


Internal Assessment

Title	Type	% Weightage	CO1	CO2	CO3	CO4	CO5	CO6
In Sem	Internal	3	0.00	0.00	0.00	0.00	0.00	0.00
Continuous assessment	Internal	100	1.00	1.00	1.00	1.00	1.00	1.00
Percent course outcome weightage			100.00	100.00	100.00	100.00	100.00	100.00
Attainment as per percent weightage			3.00	3.00	3.00	3.00	3.00	3.00
Final attainment			3	3	3	3	3	3



External Assessment


Title	Type	% Weightage	CO1	CO2	CO3	CO4	CO5	CO6
In Sem Examination	External	10	0.00	0.00	0.00	0.00	0.00	0.00
End Sem Examination	External	47	0.00	0.00	0.00	0.00	0.00	0.00
Oral	External	33	0.00	0.00	0.00	0.00	0.00	0.00
Percent course outcome weightage			100.00	100.00	100.00	100.00	100.00	100.00
Attainment as per percent weightage			0.00	0.00	0.00	0.00	0.00	0.00
Final attainment			0	0	0	0	0	0



Direct Total Attainment

Course Outcome	Internal	External
CO1	3.00	0.00
CO2	3.00	0.00
CO3	3.00	0.00
CO4	3.00	0.00
CO5	3.00	0.00
CO6	3.00	0.00
Average	3.00	0.00
Weightage	3.00	0.00
Direct Total Attainment	90	0
Final Direct Course Attainment	0.90	0.00

Final Attainment	PO1	PO2	PO3	PO4	PO5	PO6	PO7	PO8	PO9	PO10	PO11	PO12	PSO1(PSO)	PSO2(PSO)	PSO3(PSO)
Final Attainment	2.33	2.17	1.50	1.00	2.00	1.40	1.67	1.00	2.17	2.20	2.20	1.50	2.20	1.50	1.83
Percentage	77.67	72.33	50.00	33.33	66.67	46.67	55.67	33.33	72.33	73.33	73.33	50.00	73.33	50.00	61.00



Shravan
H.O.D.
 Dept. of Civil Engineering
 Bharati Vidyapeeth's
 College of Engineering Lavale Pune



Bharati Vidyapeeth's College of Engineering, Lavale, Pune

Data Structures - Theory (2023-24) [Aishwarya Pathak]


Internal Assessment

Title	Type	% Weightage	CO1	CO2	CO3	CO4	CO5	CO6
DS ASSIGNMENTS	Internal	50	1.50	1.50	1.50	1.50	1.50	1.50
DS VIVA EXAM(MOCK)	Internal	50	1.50	1.50	1.50	1.50	1.50	1.50
Percent course outcome weightage			100.00	100.00	100.00	100.00	100.00	100.00
Attainment as per percent weightage			3.00	3.00	3.00	3.00	3.00	3.00
Final attainment			3	3	3	3	3	3



External Assessment

Title	Type	% Weightage	CO1	CO2	CO3	CO4	CO5	CO6
DS IN SEM EXAM	External	20	0.60	0.60				
DS END SEM EXAM	External	47			1.41	1.41	1.41	1.41
DS OR EXAM	External	33	0.99	0.99	0.99	0.99	0.99	0.99
Percent course outcome weightage			53.00	53.00	80.00	80.00	80.00	80.00
Attainment as per percent weightage			1.59	1.59	2.4	2.4	2.4	2.4
Final attainment			3	3	3	3	3	3



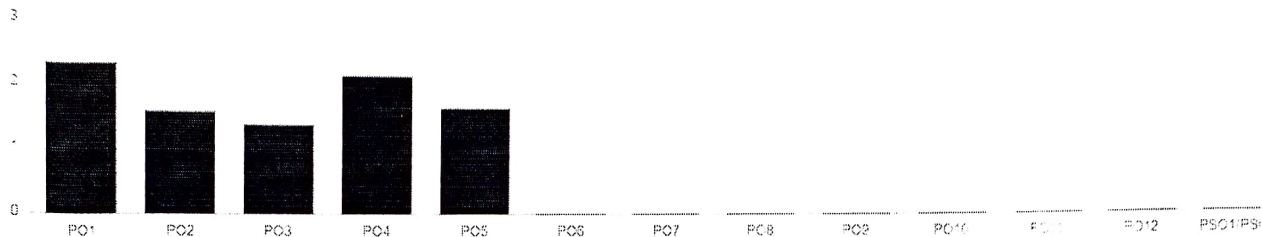
Direct Total Attainment

Course Outcome	Internal	External
CO1	3.00	3.00
CO2	3.00	3.00
CO3	3.00	3.00
CO4	3.00	3.00
CO5	3.00	3.00
CO6	3.00	3.00

Average	3.00	3.00
Weightage	20	80
Direct Total Attainment	0.60	2.40
Final Direct Course Attainment		3.00

Final Attainment

	PO1	PO2	PO3	PO4	PO5	PO6	PO7	PO8	PO9	PO10	PO11	PO12	PSO1(PSO)	PSO2(PSO)	PSO3(PSO)
Final Attainment	2.33	1.60	1.40	2.17	1.67									1.50	
Percentage	77.67	53.33	46.67	72.33	55.67									50.00	



Last published on 2024-05-16 12:03:17